

# RECYCLABLES DISPOSAL REGULATIONS FOR HARIMA - CHO

Please separate recyclables (plastic products, paper products, cloth items, PET bottles, glass bottles) and put them out at the collection site in your community on the day of collection.

**X** DO NOT put out plastic products (plastic trays, etc), paper products (newspapers, etc) and cloth items (old worn clothes, rags, etc) on the day of flammable garbage collection.

## RECYCLABLES COLLECTION DAYS

TYPE	area "A"	area "B"
<b>PLASTIC PRODUCTS</b> plastic boxes, plastic trays, packing, polystyrene products, plastic containers, clear-plastic wrap (*exclude plastic tubes and squeeze bottles)	every Tuesday	every Monday
<b>PAPER PRODUCTS</b> newspapers, cardboard, magazines, books, paper bags, paper boxes, wrapping paper, paper cartons of beverages	The 2nd Wednesday of the month	The 1st Wednesday of the month
<b>CLOTH ITEMS</b> clothes, sheets, towels, curtains		

\*PET bottles and glass bottles : please check appropriate day on the bulletin board at the pick-up site in your community.

## RULES FOR EACH TYPE : Please do the following

### PLASTIC PRODUCTS

Put all sorts of plastic products in one bag.



Recyclable plastic products can be identified by the recycling arrows.




As these plastic products are recycled, please remove the contents and rinse them before disposal.

Please place all appropriate sorts of plastic products in one plastic bag and please write your full name on it.

DO NOT include non-plastic products (metal, glass, etc).

Tubes and squeeze bottles (mayonnaise, ketchup, etc) should be put out as "Flammable waste".

PET bottles  are collected separately.

## PAPER PRODUCTS and CLOTH ITEMS

Please separate paper products into 4 groups according to the following rules.

① newspapers, leaflets

② thick cardboard (beer cartons, etc)

③ magazines, books, brochures, direct mail advertisements, thin cardboard boxes, paper bags, wrapping paper, etc.

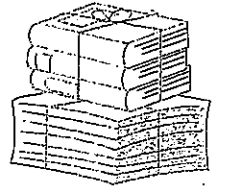
④ cartons from beverages (milk, juice, etc)

Please put them out according to the following rules.

\*Cartons from beverages of more than 500ml can be collected.

### PAPER PRODUCTS

Please bind the newspapers (books, magazines, etc) into a bundle.



Please place thin cardboard boxes (wrapping paper, etc) in a paper bag.



### CLOTH ITEMS

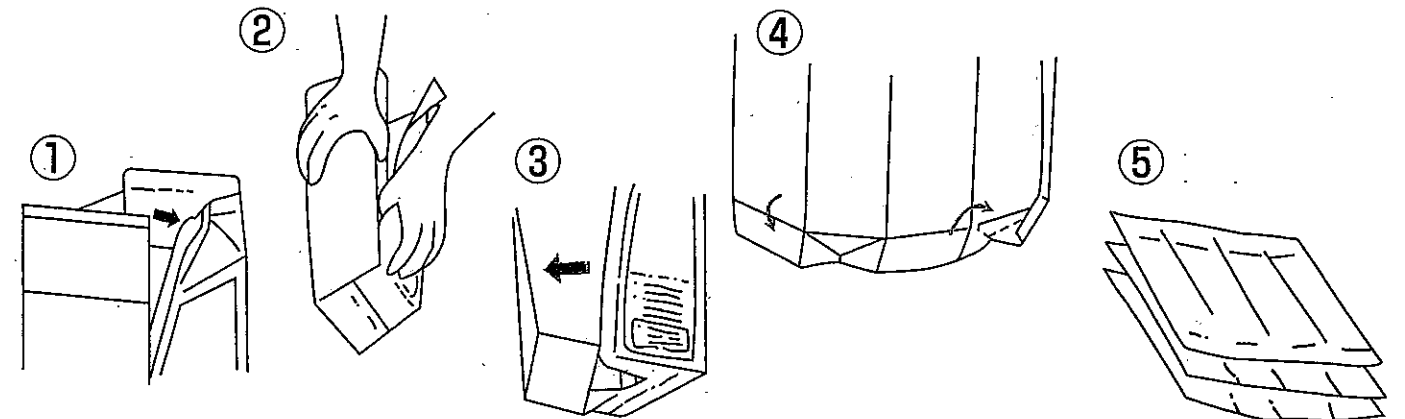
Please place cloth items (rags, etc) in CLEAR plastic bags.



### CARTONS FROM BEVERAGES

① Cartons should have the contents removed before being rinsed with water. Please unfold or cut the cartons as follows.

② Please dry the cartons and bind them or put them in a paper bag.



### FOR MORE INFORMATION

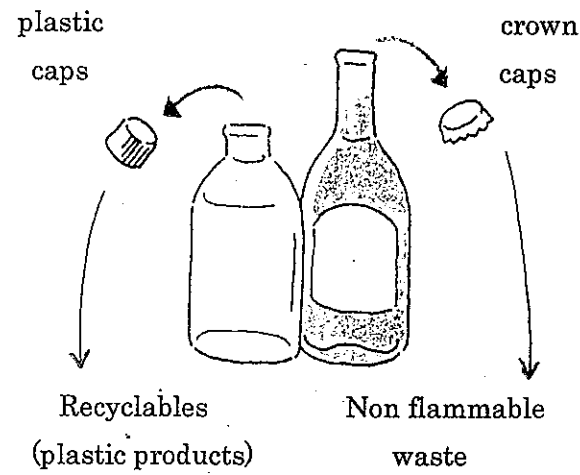
PLEASE CALL THE FOLLOWING ENVIRONMENT OFFICES

HARIMA CHO HEALTH AND SAFETY GROUP  
 HARIMA CHO REFUSE DISPOSAL CENTER

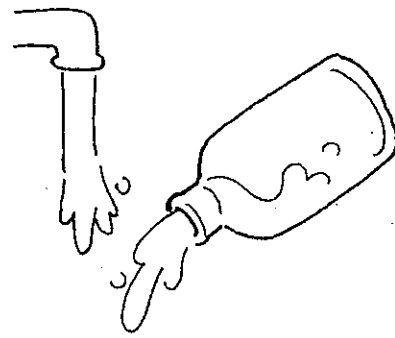
079-435-2721  
 079-435-2562

## Glass bottles

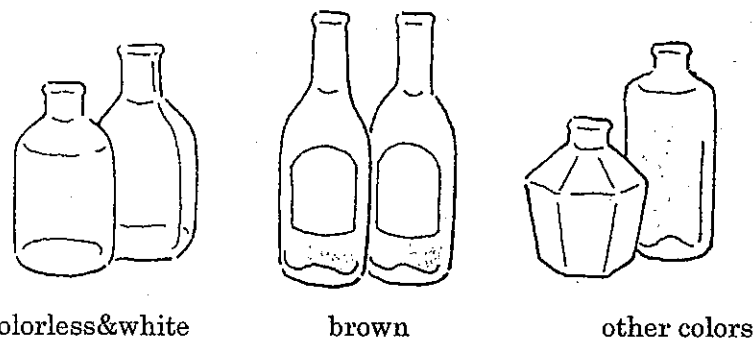
① Please remove plastic caps, crown caps.



② Bottles should have the contents removed before being rinsed with water.



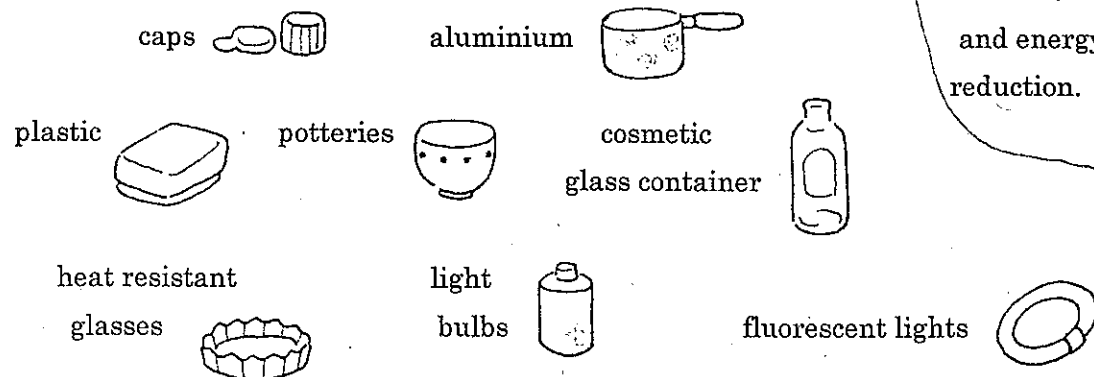
③ Bottles must be separated into 3 groups according to their color and each placed in the appropriate collection barrel.



Please **DO NOT** place the following in collection barrels.

- heat-resistant glass (tableware, pans, saucepans, coffee pots, etc.)
  - picture tubes, fluorescent lights, light bulbs, plate glass, mirrors
- \*These cannot be recycled as materials for bottles.

Careless dumping in barrels leads to spoiling the whole load of material in the blast furnace.



### Glass Bottles are recyclable

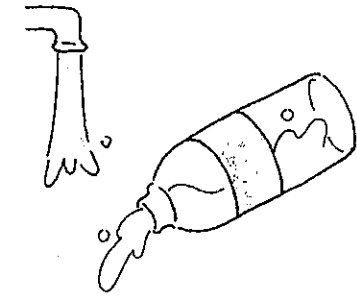
Glass bottles are recycled into cullet. Cullet is one of the important materials used to make bottles. To make durable, beautiful bottles, the quality of cullet is important. At present, the rate of cullet in the material of bottle is 75%. Increasing the rate leads to less consumption of resources and energy and to garbage reduction.

## PET bottles

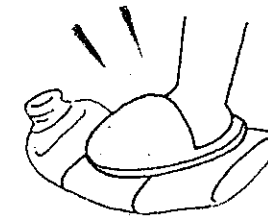
① Please be sure to remove caps. (Caps go with plastic products recyclables.)



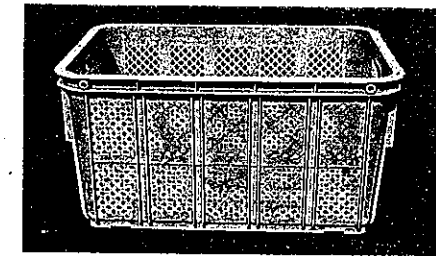
② Rinse bottles with water.



③ Please squash PET bottles.



④ Place them in blue boxes at the pick-up site. (\*The boxes must not overflow.)



### Recyclable PET bottle TYPES

	contents
Recyclable PET bottles	beverages (tea, coffee, Japanese tea, etc.) alcohol (sake, shochu, whiskey, etc.) soy sauce
Non-recyclable PET bottles	sauce, dressing, cooking oil, etc. detergent, shampoo, cosmetics, medicine, etc.

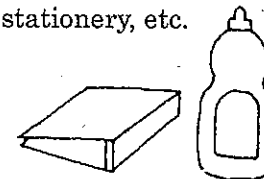
Recyclable PET bottles can be identified by the recycling arrows.



### Products made from PET bottles


#### molded products

detergent plastic bottles  
stationery, etc.



#### fabric

pillows, ski wear  
carpets, gloves, etc



#### wrapping

bubble packing  
partitions, etc.



\*PET bottles are recyclable : They are turned into familiar products.

Highly refined petroleum resin-PET bottles are used to produce fiber: 10 PET bottles make 1 uniform.